



City of Edinburg: Economic Indicators Month of March 2009

Edinburg Economic Development Corporation's Executive Director, Ramiro Garza Jr., reports that Edinburg has generated over \$1.14 million in local sales taxes for the month of April, 2009. This figure is up 11% compared to \$1,033,765.77 that was generated in the same month in 2008.

The local sales taxes are generated by the city's one and a half cent local sales tax and the half-cent economic development sales tax that is administered by the EEDC.

Edinburg has generally escaped the slowdown that has stymied the nation's economic recovery and has seen double digit economic growth over the last three months. Retail economy continues to grow in Edinburg with the newest additions of Sears, Tractor Supply Co., Tuesday Morning, CVS Pharmacy, Ross, and Lane Bryant.

Economic Indicators as of March 2009:

Residential Building Permits

March: \$2,982,520

YTD: \$9,627,325

Commercial Building Permits

March: \$3,871,802

YTD: \$5,609,047

Unemployment Rate

March: 6.0%

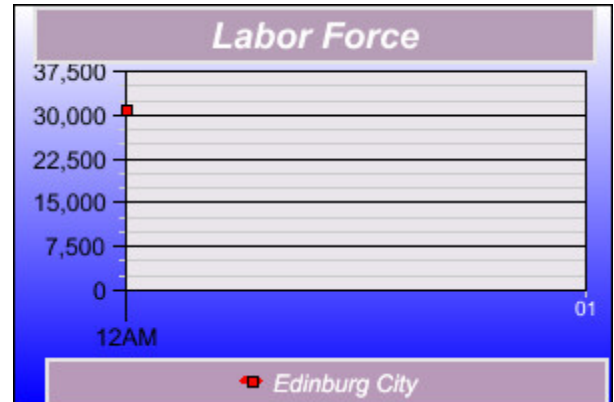
Bank Deposits

\$1,051,927,611.12 (Feb. 2009)

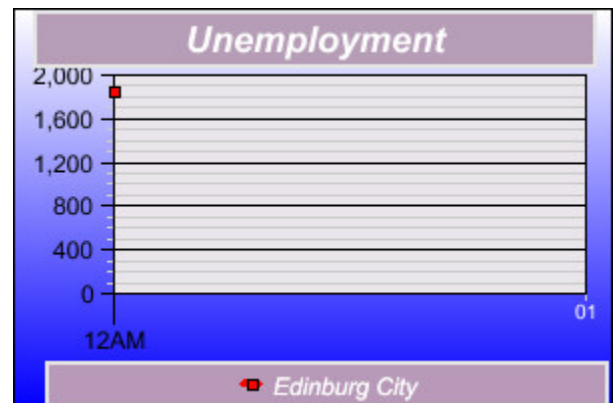
Sales Tax Collection

March: \$1.4 million; 11% up from March 2008

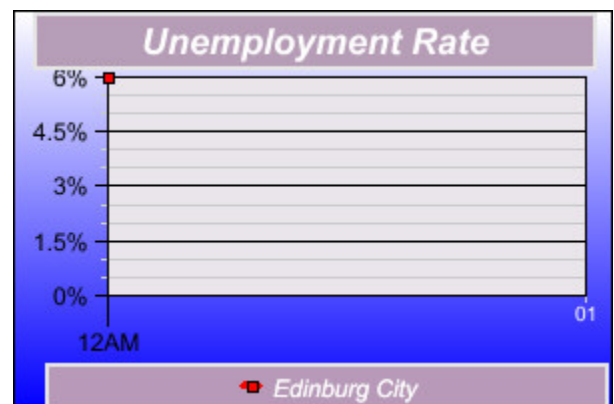
Source: city planning dept; www.valleychamber.com



Labor force in the City of Edinburg is 31,040.



There are 29,190 employed people (1,850 unemployed people) in the City of Edinburg.



The unemployment rate for the City of Edinburg is 6.0 percent.

Source: www.tracer2.com