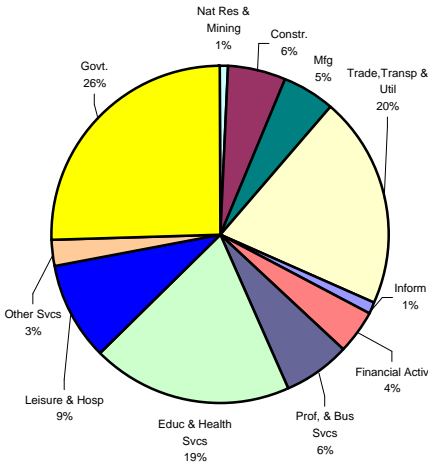


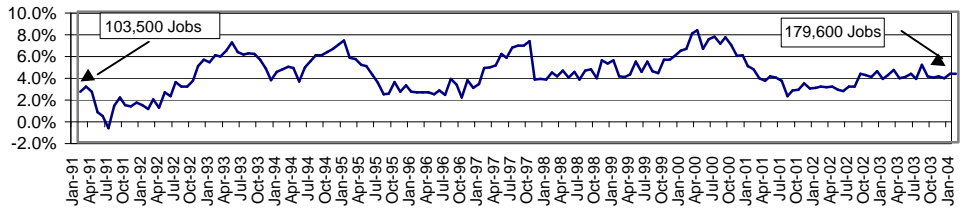
McAllen - Edinburg - Mission MSA

January-2004

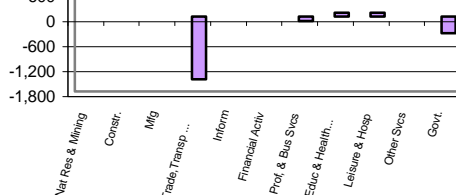
Industry Composition



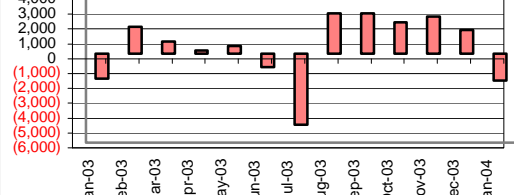
Annual Growth Rate for Total NonAgricultural Employment



Monthly Change by Industry



Monthly Change in Total Nonag Employment



Employment by Industry

	Jan-2004		Dec-2003		Jan-2003		Monthly Change		Annual Change	
	Actual	%	Actual	%	Actual	%	Actual	%	Actual	%
Total Nonagricultural	179,600	181,400	172,200				-1,800	-1.0%	7400	4.3%
Natural Resources & Mining	1,500	1,500	1,400				0	0.0%	100	7.1%
Construction	9,900	9,900	9,400				0	0.0%	500	5.3%
Manufacturing	9,300	9,300	9,300				0	0.0%	0	0.0%
Trade, Transp., & Utilities	36,100	37,600	35,500				-1,500	-4.0%	600	1.7%
Information	2,100	2,100	1,700				0	0.0%	400	23.5%
Financial Activities	7,500	7,500	7,000				0	0.0%	500	7.1%
Profes., & Business Services	11,400	11,500	10,400				-100	-0.9%	1000	9.6%
Education & Health Services	34,600	34,500	32,400				100	0.3%	2200	6.8%
Leisure & Hospitality	16,600	16,500	15,500				100	0.6%	1100	7.1%
Other Services	4,800	4,800	4,500				0	0.0%	300	6.7%
Government	45,800	46,200	45,100				-400	-0.9%	700	1.6%

Size Class of Industries as of March 2003

Size Class	Employees Per Firm	Number of Firms	Employment in Size Class	% of Total Employment
9	1000+	15	34513	19.2%
8	500-999	19	12902	7.2%
7	250-499	47	16538	9.2%
6	100-249	183	27516	15.3%
5	50-99	292	20254	11.3%
4	20-49	1016	30912	17.2%
3	10-19	1259	17009	9.5%
2	5-9	1858	12354	6.9%
1	1-4	3547	7893	4.4%
0	0	650	0	0.0%
TOTAL		8886	179891	100.0%

Comments for January 2004

Total Nonagricultural Employment in the McAllen-Edinburg-Mission MSA decreased by 1,800 jobs in January, mostly due to the end of the holiday season. Retail Trade employment dropped by 1,300 jobs, which was in line with past January employment decreases. Over the year, this sector gained 300 jobs or 1.2 percent. Total Government decreased by 400 jobs for the month of January.

The MSA's annual growth rate was 4.3 percent, an addition of 7,400 positions over the year.

Largest Private Sector Employers - Employer Reported, June 2003

- Convergys Customer Management
- Corporate Solutions Inc.
- Health Care Unlimited
- HEB Grocery Co.
- Knapp Medical Center
- McAllen Hospitals LP
- Rio Grande Regional Hospital Inc.
- Texas State Bank
- Texas Visiting Nurse Service
- Wal-Mart Associates Inc.

Unemployment Information (all estimates are in thousands)

	McAllen - Edinburg - Mission MSA				Texas (Actual)				United States (Actual)			
	C.L.F.	Emp.	Unemp.	% Rate	C.L.F.	Emp.	Unemp.	% Rate	C.L.F.	Emp.	Unemp.	% Rate
Jan-04	241.8	206.5	35.3	14.6	10,877.3	10,152.1	725.2	6.7	146,068.0	136,924.0	9,144.0	6.3
Dec-03	240.5	208.0	32.5	13.5	10,935.9	10,277.6	658.3	6.0	146,501.0	138,556.0	7,945.0	5.4
Jan-03	232.5	195.8	36.7	15.8	10,733.5	9,976.9	756.6	7.0	145,301.0	135,907.0	9,395.0	6.5