

Shasta County, California

Population and Housing Profile: 2005-2009

U.S. Census Bureau

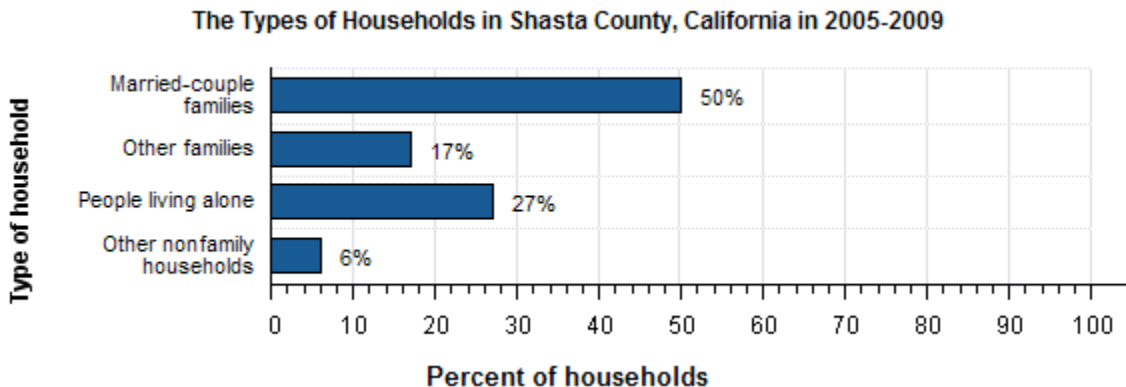
2005-2009 American Community Survey 5-Year Estimates

Data Profile Highlights:

	Estimate	Percent	Margin of Error
Social Characteristics			
Average household size	2.55	(X)	+/-0.02
Average family size	3.04	(X)	+/-0.04
Population 25 years and over	120,519		+/-207
High school graduate or higher	(X)	87.4	(X)
Bachelor's degree or higher	(X)	19.4	(X)
Civilian veterans (civilian population 18 years and over)	18,761	13.7	+/-679
With a Disability	(X)	(X)	(X)
Foreign born	9,956	5.6	+/-786
Male, Now married, except separated (population 15 years and over)	37,127	52.8	+/-1,040
Female, Now married, except separated (population 15 years and over)	36,959	49.3	+/-966
Speak a language other than English at home (population 5 years and over)	15,110	9.0	+/-1,007
Household population	176,963		+/-745
Economic Characteristics			
In labor force (population 16 years and over)	81,994	57.6	+/-1,149
Mean travel time to work in minutes (workers 16 years and over)	19.0	(X)	+/-0.7
Median household income (in 2009 inflation-adjusted dollars)	44,755	(X)	+/-1,198
Median family income (in 2009 inflation-adjusted dollars)	55,361	(X)	+/-1,429
Per capita income (in 2009 inflation-adjusted dollars)	23,964	(X)	+/-673
Families below poverty level	(X)	11.6	+/-1.3
Individuals below poverty level	(X)	15.4	+/-1.2
Housing Characteristics			
Total housing units	76,361		+/-309
Occupied housing units	69,471	91.0	+/-726
Owner-occupied housing units	45,886	66.1	+/-880
Renter-occupied housing units	23,585	33.9	+/-915
Vacant housing units	6,890	9.0	+/-636
Owner-occupied homes	45,886		+/-880
Median value (dollars)	269,800	(X)	+/-5,392
Median of selected monthly owner costs			
With a mortgage (dollars)	1,593	(X)	+/-30
Not mortgaged (dollars)	391	(X)	+/-10
ACS Demographic Estimates			
Total population	179,387		*****
Male	87,904	49.0	+/-108
Female	91,483	51.0	+/-108
Median age (years)	40.8	(X)	+/-0.3
Under 5 years	10,695	6.0	+/-25
18 years and over	136,937	76.3	*****
65 years and over	27,575	15.4	+/-57
One race	173,164	96.5	+/-629
White	158,210	88.2	+/-743
Black or African American	1,785	1.0	+/-212
American Indian and Alaska Native	4,656	2.6	+/-566
Asian	4,662	2.6	+/-255
Hispanic or Latino (of any race)	13,854	7.7	+/-731

HOUSEHOLDS AND FAMILIES: In 2005-2009 there were 69,000 households in Shasta County. The average household size was 2.6 people.

Families made up 68 percent of the households in Shasta County. This figure includes both married-couple families (50 percent) and other families (17 percent). Nonfamily households made up 32 percent of all households in Shasta County. Most of the nonfamily households were people living alone, but some were composed of people living in households in which no one was related to the householder.



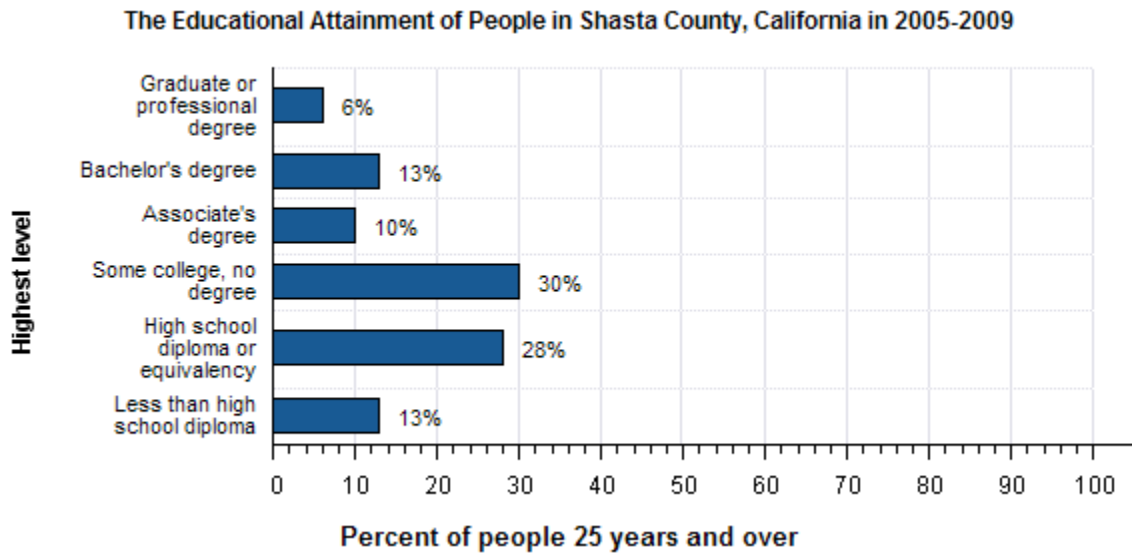
NATIVITY AND LANGUAGE: Six percent of the people living in Shasta County in 2005-2009 were foreign born. Ninety-four percent was native, including 67 percent who were born in California.

Among people at least five years old living in Shasta County in 2005-2009, 9 percent spoke a language other than English at home. Of those speaking a language other than English at home, 54 percent spoke Spanish and 46 percent spoke some other language; 34 percent reported that they did not speak English "very well."

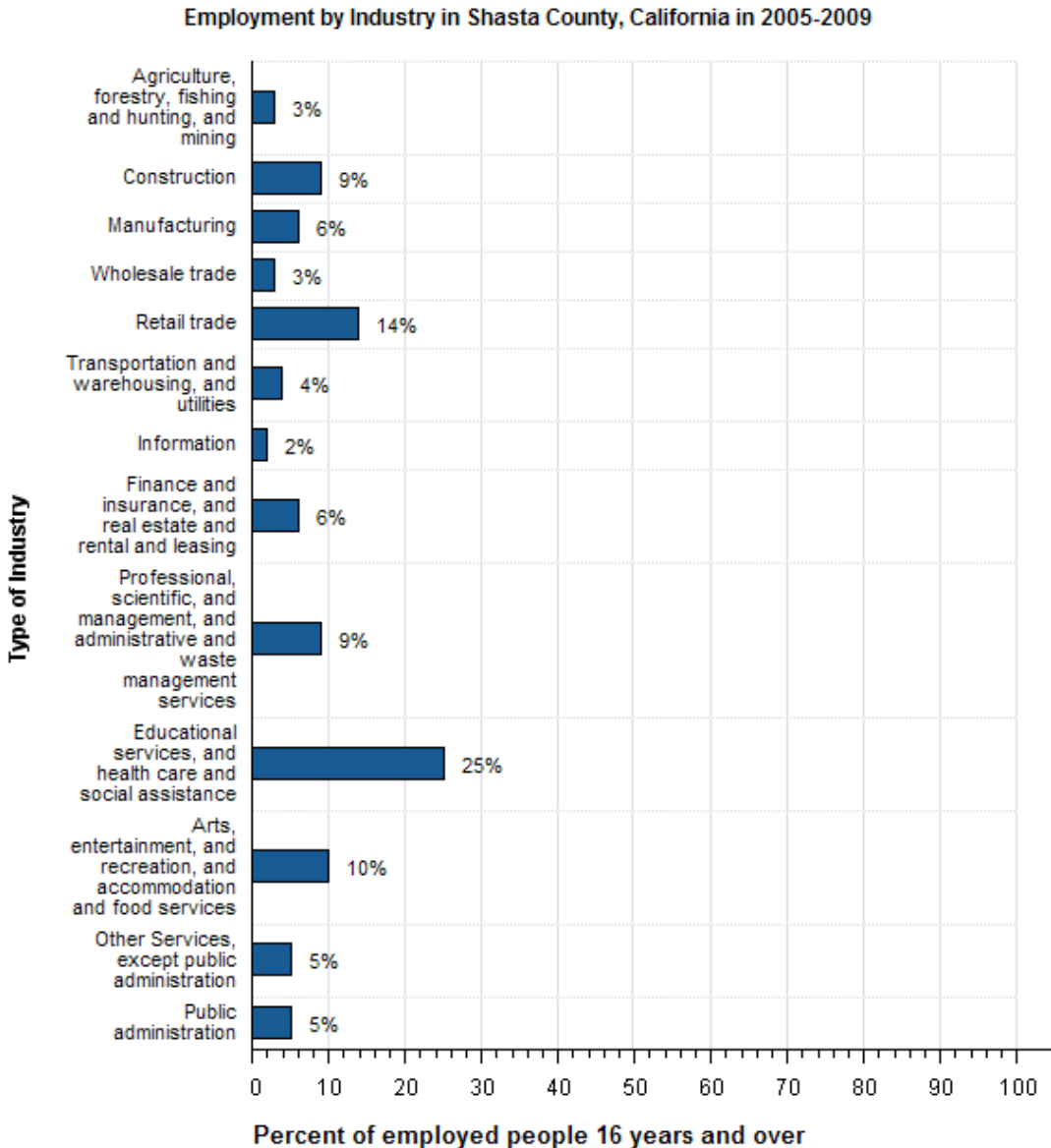
GEOGRAPHIC MOBILITY: In 2005-2009, 84 percent of the people at least one year old living in Shasta County were living in the same residence one year earlier; 11 percent had moved during the past year from another residence in the same county, 3 percent from another county in the same state, 1 percent from another state, and less than 0.5 percent from abroad.

EDUCATION: In 2005-2009, 87 percent of people 25 years and over had at least graduated from high school and 19 percent had a bachelor's degree or higher. Thirteen percent were dropouts; they were not enrolled in school and had not graduated from high school.

The total school enrollment in Shasta County was 45,000 in 2005-2009. Nursery school and kindergarten enrollment was 3,900 and elementary or high school enrollment was 30,000 children. College or graduate school enrollment was 12,000.



INDUSTRIES: In 2005-2009, for the employed population 16 years and older, the leading industries in Shasta County were Educational services, and health care, and social assistance, 25 percent, and Retail trade, 14 percent.



OCCUPATIONS AND TYPE OF EMPLOYER: Among the most common occupations were: Management, professional, and related occupations, 32 percent; Sales and office occupations, 28 percent; Service occupations, 19 percent; Construction, extraction, maintenance, and repair occupations, 11 percent; and Production, transportation, and material moving occupations, 9 percent. Seventy-two percent of the people employed were Private wage and salary workers; 17 percent was Federal, state, or local government workers; and 11 percent was Self-employed in own not incorporated business workers.

TRAVEL TO WORK: Eighty percent of Shasta County workers drove to work alone in 2005-2009, 10 percent carpooled, 1 percent took public transportation, and 4 percent used other means. The remaining 5 percent worked at home. Among those who commuted to work, it took them on average 19 minutes to get to work.

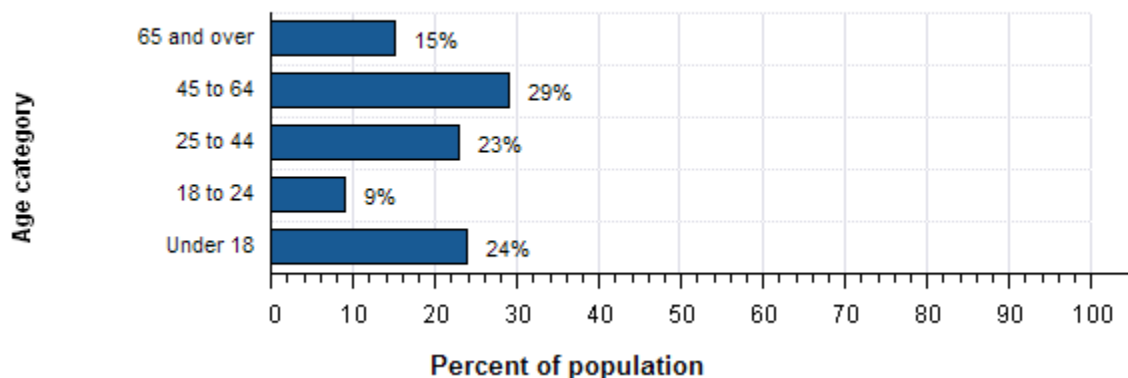
INCOME: The median income of households in Shasta County was \$44,755. Seventy-two percent of the households received earnings and 21 percent received retirement income other than Social Security. Thirty-five percent of the households received Social Security. The average income from Social Security was \$14,853. These income sources are not mutually exclusive; that is, some households received income from more than one source.

POVERTY AND PARTICIPATION IN GOVERNMENT PROGRAMS: In 2005-2009, 15 percent of people were in poverty. Twenty-one percent of related children under 18 were below the poverty level, compared with 7 percent of people 65 years old and over. Twelve percent of all families and 31 percent of families with a female householder and no husband present had incomes below the poverty level.

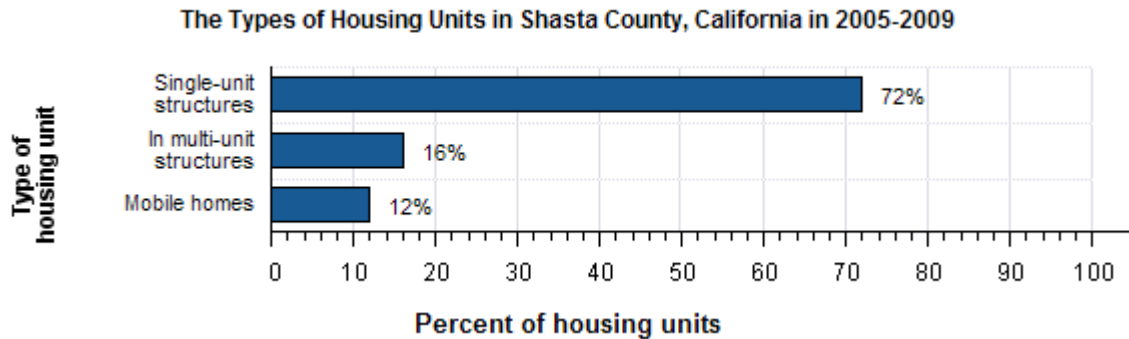
POPULATION OF Shasta County: In 2005-2009, Shasta County had a total population of 179,000 - 91,000 (51 percent) females and 88,000 (49 percent) males. The median age was 40.8 years. Twenty-four percent of the population was under 18 years and 15 percent was 65 years and older.

For people reporting one race alone, 88 percent was White; 1 percent was Black or African American; 3 percent was American Indian and Alaska Native; 3 percent was Asian; less than 0.5 percent was Native Hawaiian and Other Pacific Islander, and 2 percent was Some other race. Three percent reported Two or more races. Eight percent of the people in Shasta County was Hispanic. Eighty-three percent of the people in Shasta County was White non-Hispanic. People of Hispanic origin may be of any race.

The Age Distribution of People in Shasta County, California in 2005-2009

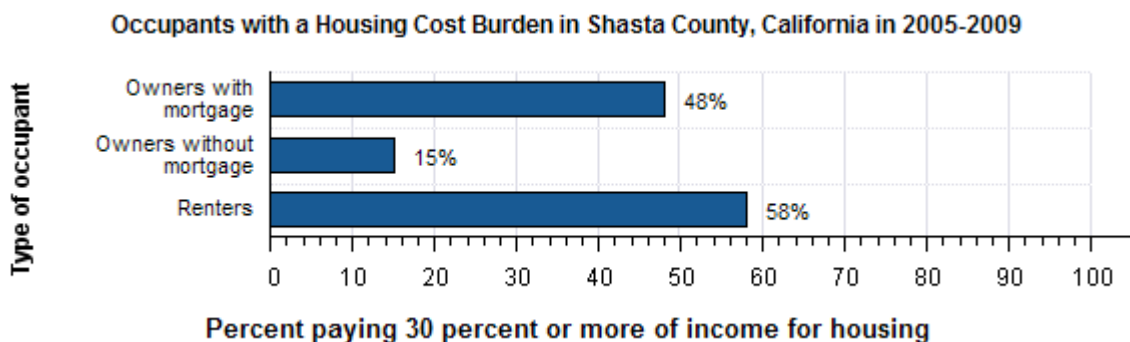


HOUSING CHARACTERISTICS: In 2005-2009, Shasta County had a total of 76,000 housing units, 9 percent of which were vacant. Of the total housing units, 72 percent was in single-unit structures, 16 percent was in multi-unit structures, and 12 percent was mobile homes. Twenty-five percent of the housing units were built since 1990.



OCCUPIED HOUSING UNIT CHARACTERISTICS: In 2005-2009, Shasta County had 69,000 occupied housing units - 46,000 (66 percent) owner occupied and 24,000 (34 percent) renter occupied. Two percent of the households did not have telephone service and 7 percent of the households did not have access to a car, truck, or van for private use. Multi Vehicle households were not rare. Thirty-eight percent had two vehicles and another 26 percent had three or more.

HOUSING COSTS: The median monthly housing costs for mortgaged owners was \$1,593, nonmortgaged owners \$391, and renters \$835. Forty-eight percent of owners with mortgages, 15 percent of owners without mortgages, and 58 percent of renters in Shasta County spent 30 percent or more of household income on housing.



Source: U.S. Census Bureau, 2005-2009 American Community Survey

The U.S. Census Bureau's Population Estimates Program produces the [official population estimates for the nation, states, counties and places, and the official estimates of housing units for states and counties](#). The population and housing characteristics included above are derived from the American Community Survey.

Notes:

- Detail may not add to totals due to rounding.
- Percentages are based on unrounded numbers.