

# **Redding, California**

**Population and Housing Profile: 2006-2008**

**U.S. Census Bureau**

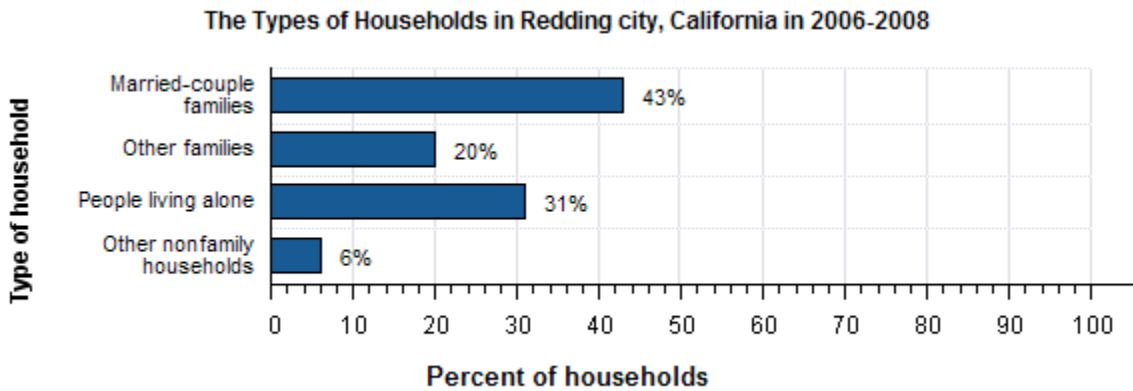
**2006-2008 American Community Survey 3-Year Estimates**

## Data Profile Highlights:

<b>Social Characteristics</b>	<b>Estimate</b>	<b>Percent</b>	<b>U.S.</b>	<b>Margin of Error</b>
Average household size	2.45	(X)	2.61	+/-0.07
Average family size	3.00	(X)	3.20	+/-0.10
Population 25 years and over	60,114			+/-1,469
High school graduate or higher	(X)	90.6	84.5%	(X)
Bachelor's degree or higher	(X)	21.4	27.4%	(X)
Civilian veterans (civilian population 18 years and over)	8,530	12.1	10.1%	+/-681
With a Disability	(X)	(X)	(X)	(X)
Foreign born	3,949	4.4	12.5%	+/-708
Male, Now married, except separated (population 15 years and over)	16,984	47.7	52.2%	+/-921
Female, Now married, except separated (population 15 years and over)	16,901	43.3	48.2%	+/-971
Speak a language other than English at home (population 5 years and over)	6,135	7.2	19.6%	+/-917
Household population	89,059			+/-2,343
<b>Economic Characteristics</b>	<b>Estimate</b>	<b>Percent</b>	<b>U.S.</b>	<b>Margin of Error</b>
In labor force (population 16 years and over)	44,691	60.9	65.2%	+/-1,712
Mean travel time to work in minutes (workers 16 years and over)	16.1	(X)	25.3	+/-1.2
Median household income (in 2008 inflation-adjusted dollars)	41,719	(X)	52,175	+/-2,719
Median family income (in 2008 inflation-adjusted dollars)	52,067	(X)	63,211	+/-3,164
Per capita income (in 2008 inflation-adjusted dollars)	24,082	(X)	27,466	+/-1,158
Families below poverty level	(X)	15.8	9.6%	(X)
Individuals below poverty level	(X)	18.5	13.2%	(X)
<b>Housing Characteristics</b>	<b>Estimate</b>	<b>Percent</b>	<b>U.S.</b>	<b>Margin of Error</b>
Total housing units	38,622			+/-478
Occupied housing units	36,350	94.1	88.0%	+/-802
Owner-occupied housing units	20,026	55.1	67.1%	+/-828
Renter-occupied housing units	16,324	44.9	32.9%	+/-1,042
Vacant housing units	2,272	5.9	12.0%	+/-644
Owner-occupied homes	20,026			+/-828
Median value (dollars)	280,000	(X)	192,400	+/-8,018
Median of selected monthly owner costs				
With a mortgage (dollars)	1,633	(X)	1,508	+/-58
Not mortgaged (dollars)	419	(X)	425	+/-26
<b>ACS Demographic Estimates</b>	<b>Estimate</b>	<b>Percent</b>	<b>U.S.</b>	<b>Margin of Error</b>
Total population	90,621			+/-2,259
Male	43,325	47.8	49.3%	+/-1,549
Female	47,296	52.2	50.7%	+/-1,265
Median age (years)	36.0	(X)	36.7	+/-1.2
Under 5 years	5,535	6.1	6.9%	+/-619
18 years and over	70,905	78.2	75.5%	+/-1,521
65 years and over	13,994	15.4	12.6%	+/-560
One race	88,000	97.1	97.8%	+/-2,281
White	79,357	87.6	74.3%	+/-2,177
Black or African American	1,243	1.4	12.3%	+/-298
American Indian and Alaska Native	2,233	2.5	0.8%	+/-765
Asian	3,318	3.7	4.4%	+/-662
Hispanic or Latino (of any race)	7,260	8.0	15.1%	+/-890

**HOUSEHOLDS AND FAMILIES:** In 2006-2008 there were 36,000 households in the City of Redding. The average household size was 2.5 people.

Families made up 63 percent of the households in the City of Redding. This figure includes both married-couple families (43 percent) and other families (20 percent). Nonfamily households made up 37 percent of all households in the City of Redding. Most of the nonfamily households were people living alone, but some were composed of people living in households in which no one was related to the householder.



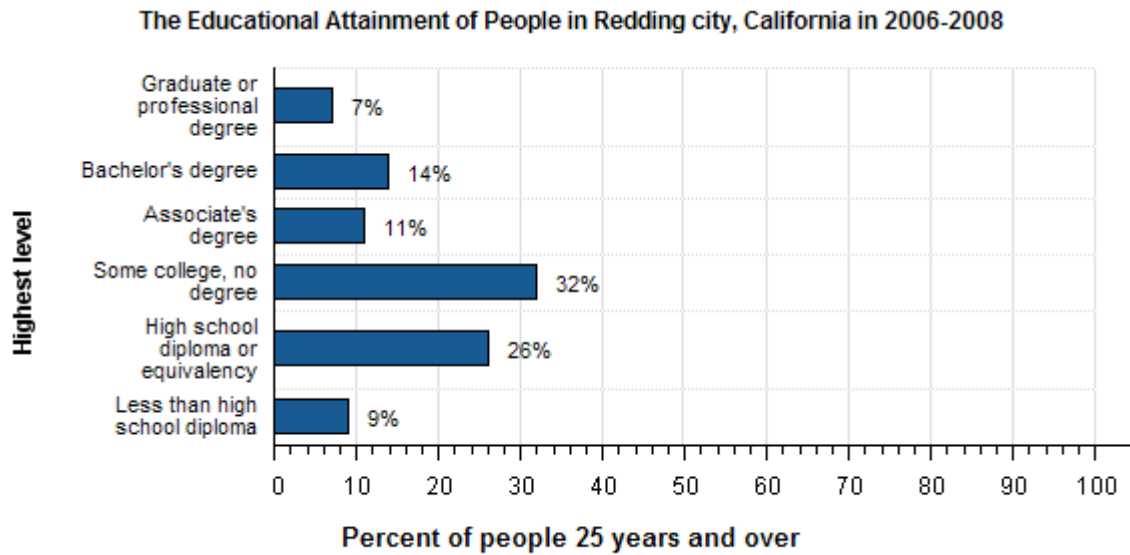
Source: American Community Survey, 2006-2008

**NATIVITY AND LANGUAGE:** Four percent of the people living in the City of Redding in 2006-2008 were foreign born. Ninety-six percent was native, including 69 percent who were born in California.

Among people at least five years old living in the City of Redding in 2006-2008, 7 percent spoke a language other than English at home. Of those speaking a language other than English at home, 48 percent spoke Spanish and 52 percent spoke some other language; 31 percent reported that they did not speak English "very well."

EDUCATION: In 2006-2008, 91 percent of people 25 years and over had at least graduated from high school and 21 percent had a bachelor's degree or higher. Nine percent were dropouts; they were not enrolled in school and had not graduated from high school.

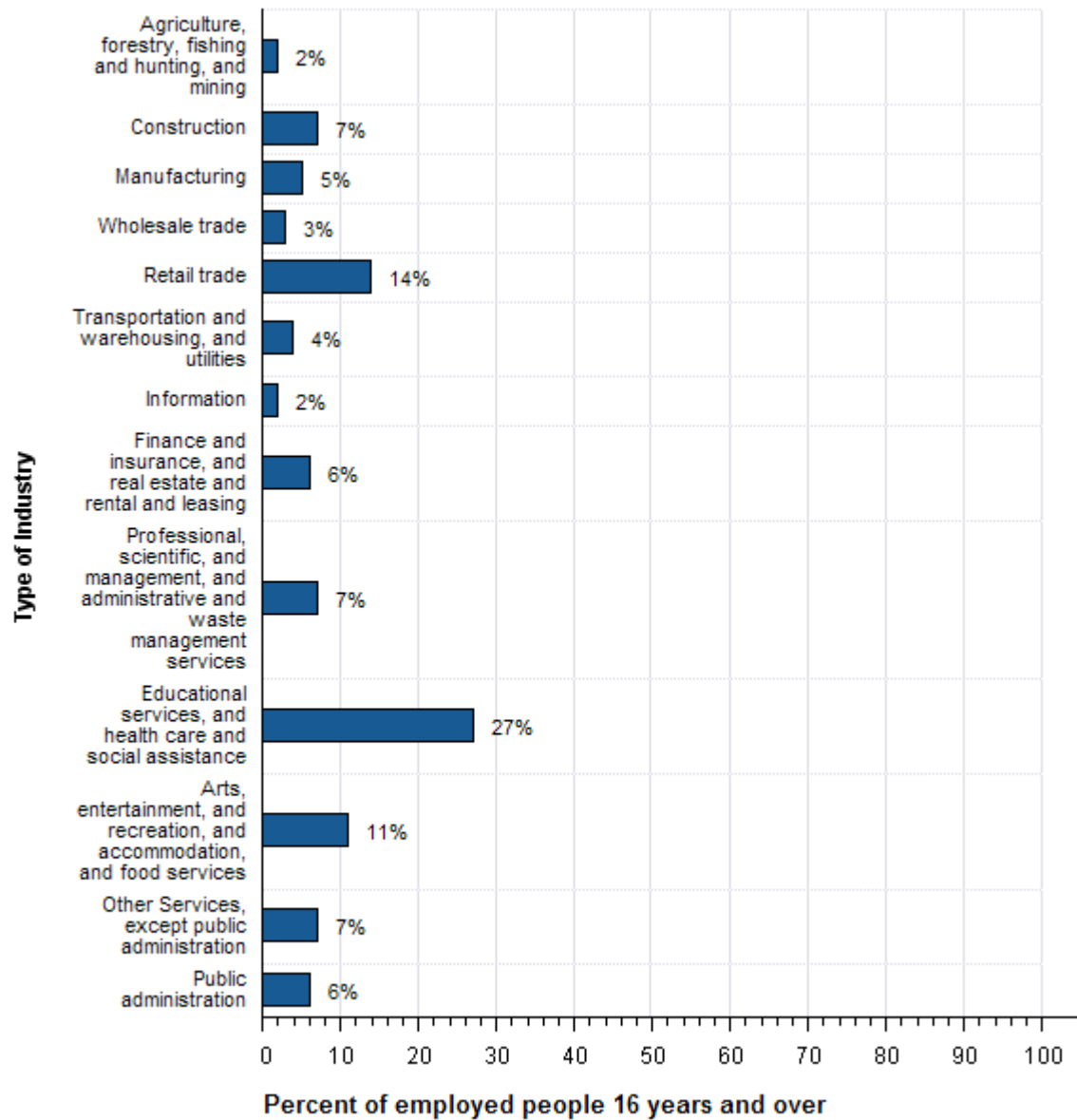
The total school enrollment in the City of Redding was 23,000 in 2006-2008. Nursery school and kindergarten enrollment was 2,300 and elementary or high school enrollment was 13,000 children. College or graduate school enrollment was 7,500.



Source: American Community Survey, 2006-2008

INDUSTRIES: In 2006-2008, for the employed population 16 years and older, the leading industries in the City of Redding were Educational services, and health care, and social assistance, 27 percent, and Retail trade, 14 percent.

Employment by Industry in Redding city, California in 2006-2008



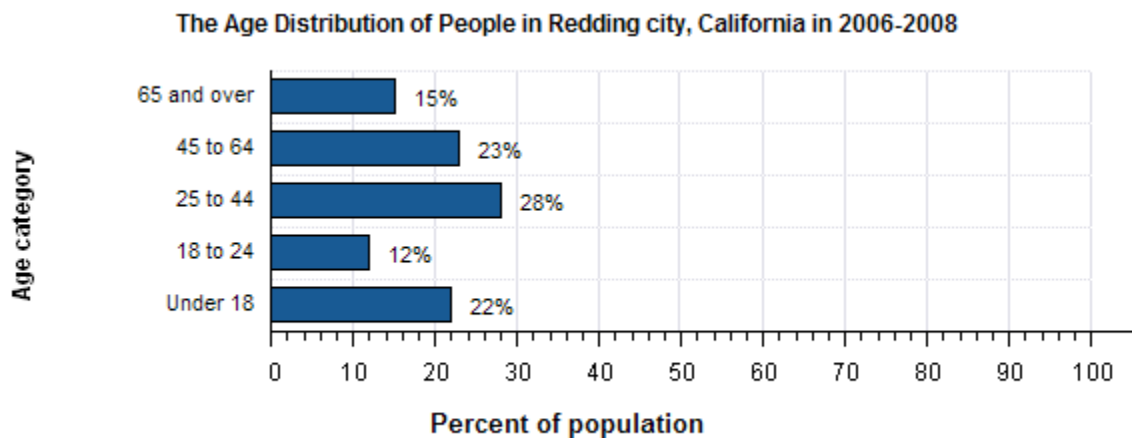
Source: American Community Survey, 2006-2008

**OCCUPATIONS AND TYPE OF EMPLOYER:** Among the most common occupations were: Management, professional, and related occupations, 31 percent; Sales and office occupations, 30 percent; Service occupations, 21 percent; Production, transportation, and material moving occupations, 9 percent; and Construction, extraction, maintenance and repair occupations, 9 percent. Seventy-one percent of the people employed were Private wage and salary workers; 18 percent was Federal, state, or local government workers; and 11 percent was Self-employed in own not incorporated business workers.

**TRAVEL TO WORK:** Seventy-seven percent of the City of Redding workers drove to work alone in 2006-2008, 13 percent carpooled, 1 percent took public transportation, and 4 percent used other means. The remaining 4 percent worked at home. Among those who commuted to work, it took them on average 16.1 minutes to get to work.

**INCOME:** The median income of households in the City of Redding was \$41,719. Seventy-three percent of the households received earnings and 19 percent received retirement income other than Social Security. Thirty-two percent of the households received Social Security. The average income from Social Security was \$14,717. These income sources are not mutually exclusive; that is, some households received income from more than one source.

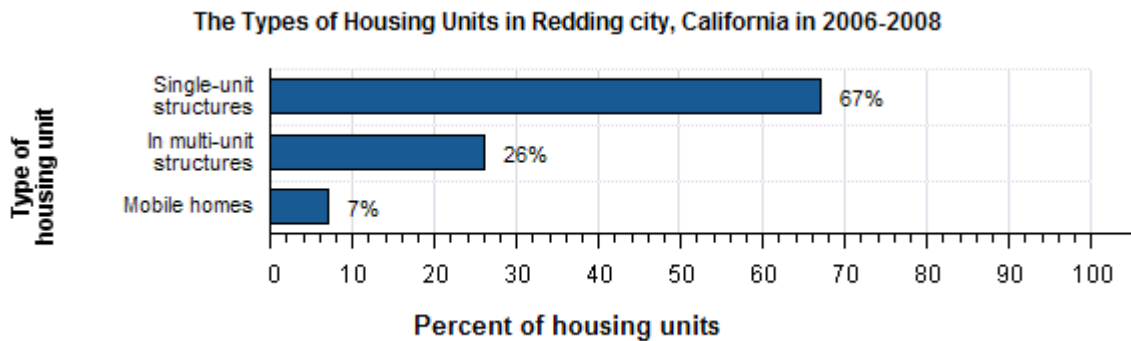
**POPULATION OF the City of Redding:** In 2006-2008, the City of Redding had a total population of 91,000 - 47,000 (52 percent) females and 43,000 (48 percent) males. The median age was 36 years. Twenty-two percent of the population was under 18 years and 15 percent was 65 years and older.



Source: American Community Survey, 2006-2008

For people reporting one race alone, 88 percent was White; 1 percent was Black or African American; 2 percent was American Indian and Alaska Native; 4 percent was Asian; less than 0.5 percent was Native Hawaiian and Other Pacific Islander, and 2 percent was Some other race. Three percent reported Two or more races. Eight percent of the people in the City of Redding was Hispanic. Eighty-two percent of the people in the City of Redding was White non-Hispanic. People of Hispanic origin may be of any race.

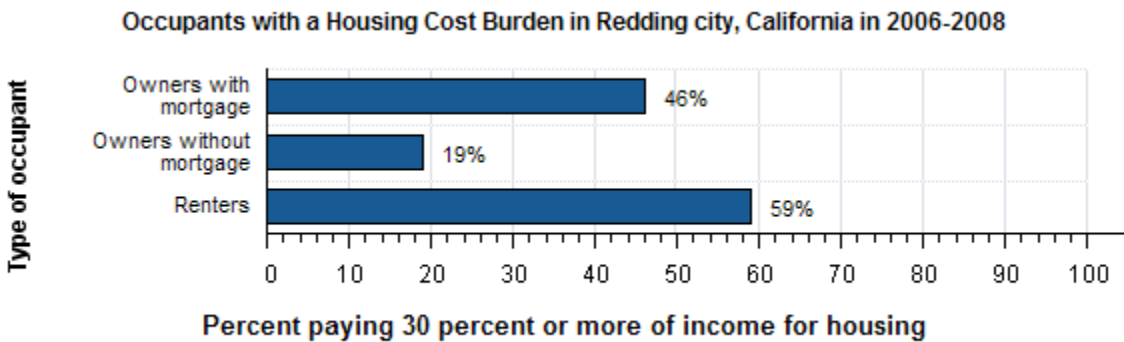
**HOUSING CHARACTERISTICS:** In 2006-2008, the City of Redding had a total of 39,000 housing units, 6 percent of which were vacant. Of the total housing units, 67 percent was in single-unit structures, 26 percent was in multi-unit structures, and 7 percent was mobile homes. Thirty percent of the housing units were built since 1990.



Source: American Community Survey, 2006-2008

**OCCUPIED HOUSING UNIT CHARACTERISTICS:** In 2006-2008, the City of Redding had 36,000 occupied housing units - 20,000 (55 percent) owner occupied and 16,000 (45 percent) renter occupied. Two percent of the households did not have telephone service and 8 percent of the households did not have access to a car, truck, or van for private use. Multi Vehicle households were not rare. Thirty-eight percent had two vehicles and another 20 percent had three or more.

**HOUSING COSTS:** The median monthly housing costs for mortgaged owners was \$1,633, nonmortgaged owners \$419, and renters \$828. Forty-six percent of owners with mortgages, 19 percent of owners without mortgages, and 59 percent of renters in the City of Redding spent 30 percent or more of household income on housing.



Source: American Community Survey, 2006-2008

Source: U.S. Census Bureau, 2006-2008 American Community Survey

The U.S. Census Bureau's Population Estimates Program produces the [official population estimates for the nation, states, counties and places, and the official estimates of housing units for states and counties](#). The population and housing characteristics included above are derived from the American Community Survey.

Notes:

- Detail may not add to totals due to rounding.
- Percentages are based on unrounded numbers.